

SPARKY'S

Kids Club



ACTIVITY BOOK

Ages 5-8

WELCOME TO Sparky's Kids Club!

We're excited to have you here! We have been learning some new tricks about smart money management, and we want to share them with you!

Inside this book, you'll find fun activities that teach you all about money and finances. You'll also find Sparky's Activity Tracker, where you can mark off completed tasks with stickers. Complete the activities in this book or others listed on the activity tracker, and you can earn cool prizes. Just bring your finished tracker into a branch and exchange it for a prize. There's no limit to how many activities you can complete or how many times you can participate.

We're looking forward to seeing you in our branches and hearing about how you've learned to be a money-smart kid!


Your pals,

Sparky & Smokey




ACTIVITY 1- Toy Shopping


Add up the prices of the toys on each shelf to find out how much you would spend on them.



Total Shelf Price:



Total Shelf Price:



Total Shelf Price:

Final total for all the toys = _____





ACTIVITY 2- Break the Bank

Ready to play "break the bank"? Just grab a dice and follow the instructions:

1. Roll the dice.
2. Write the number you roll in the first square.
3. Roll the dice 3 more times, writing each number in each of the next squares.
4. Add up all 4 numbers.
5. Try to roll the dice to get the highest number possible!

Hint: Use a pencil so that you can erase and try again and again!

Roll #1	Roll #2
Roll #3	Roll #4

		
		
=		
<table border="1"><tr><td>Total</td></tr></table>		Total
Total		



ACTIVITY 3- Savings Tracker

Use our savings tracker to save for your next big purchase! And when you finish reaching your goal, start saving again! Here's how to use it:


1. Write your savings goal at the top of the jar.
2. Every time you deposit into your savings account, write the deposit amount on the left side and the date on the right side.
3. Write the savings total below. Remember to use a pencil, so you can change it every time you deposit more money.

[illegible]

Total in Jar: _____

ACTIVITY 4- Loose Change


Have you ever found some spare change in your couch? It's fun to find cash sitting around! Look at all the coins Sparky found in the couch! Add everything up to see how much Sparky found!



Total Amount of Change: \$ _____

ACTIVITY 5- Lunch Break

Congratulations, you're in charge of handing out lunches to your classmates in the cafeteria!



Time to add up the prices of the foods below that your friends picked out for lunch.

$$\text{Burger} + \text{Fries} + \text{Soda} = \boxed{}$$

$$\text{Burger} + \text{Hot dog} + \text{Ice cream cone} = \boxed{}$$

$$\text{Hot dog} + \text{Ice cream cone} = \boxed{}$$

$$\text{Hot dog} + \text{Fries} + \text{Soda} = \boxed{}$$











$$\text{Pizza slice} + \text{Soda} + \text{Ice cream cone} = \boxed{}$$

$$\text{Pizza slice} + \text{Soda} = \boxed{}$$

ACTIVITY 6- Wants vs. Needs

Look through the following items and see whether you need or just want them. Write in which items you think are needs and wants from the list. Remember, a need is something important like food or school clothes. On the other hand, a want could be something you can live without, like a toy or video game.

Needs	Wants

1.  Water	2.  Football
3.  Bike	4.  Movie Tickets
5.  Food	6.  Camera
7.  Laptop	8.  Toothpaste & soap
9.  Clothes	10.  House

ACTIVITY 7- Money Word Search

Can you spot the savings words below! Circle the savings words

Hint: All words are either vertical or horizontal.

C	O	F	S	D	A	E	I	D	H
C	M	K	M	B	D	S	A	V	E
O	O	C	O	C	H	A	N	G	E
I	B	E	K	Z	I	X	P	U	U
N	A	C	E	R	Y	A	L	B	H
G	N	A	Y	M	O	N	E	Y	W
O	K	S	H	S	P	A	R	K	Y
A	I	H	H	S	P	E	N	D	E
L	R	D	O	N	A	T	E	Y	X
Q	Z	H	T	F	O	G	A	K	M

CHANGE
SMOKEY
DONATE
SPARKY
SPEND
MONEY
CASH
GOAL
SAVE
COIN
BANK



Find all the savings words!



ACTIVITY 8- Spend, Save, Give

Want to learn how to split up the money you get, to make sure you save enough but also have some to spend? Check out this fun activity to help you out!

1. Find three jars in your house. Usually, you can use recycled old food jars for this activity.
2. Label your jars "Spend", "Save" and "Give". You can cut out the labels below and tape them to your jars.

How to use your jars:

- Every time you receive money, from an allowance, as a gift, or something else, put a part of that money into each of your three jars.
- Use your "Save" jar for the money you plan to save for a bigger want or just for a rainy day. You can visit a branch and deposit this money into your Youth Savings Account at FFCCU.
- Use your "Spend" jar for your wants, like toys and video games.
- Use your "Give" jar to purchase gifts or donate to charity or any organization you'd like to help! Your parents can assist you in finding a worthy cause.

How much you put in each jar is up to you. You can choose to save half and split the other half into spend and give; you can split it equally; or you can find another way to break it up. Talk with the adults in your life about what they do, and what makes the most sense for you.

Spend

Save

Give

EARN SPARKYswag

Complete activities with Sparky, record them on Sparky's activity tracker, and earn cool prizes! Here's how:

Level One Prizes:

Earn level one Sparky prizes by completing a row or column of tasks vertically, diagonally, or horizontally on Sparky's activity tracker.

Level Two Prizes:

Earn Level Two prizes by completing ALL the tasks on Sparky's activity tracker.

Once you've completed enough activities, bring your activity tracker into any branch and redeem it for a prize! Don't forget to grab a new activity tracker and start all over to earn more great prizes!

Level #1 Prizes



Rainbow Lollipop

A colorful, fun treat to enjoy any time of day!



Temporary Tattoos

Pick a sheet that makes you smile!



Festive Hand Clapper

Give yourself a big round of applause!



Thrilling Football Rocket

Get outside and enjoy some fast-paced fun!

Level #2 Prizes



Bright Bracelet

Thanks to the included LED, your bracelet will light up the night!



Fidget Popper

Make a pattern or just pop for fun!



Mini Gumball Machine

Just twist the handle and let the fun begin!



Glitter Rocket Lamp

Shake your lamp to light up a room and watch the glitter dance!

Sparky's Kids Club is open to children ages 5-12. Children must have a Youth Savings Account to be eligible to participate in Sparky's Kids Club. To claim prizes at any FFCCU branch, youth members must bring in a completed activity tracker in person. Prizes are subject to availability, may be changed or discontinued at any time, and cannot be redeemed for cash.

© 2024 Firefighters Community Credit Union



4664 East 71st Street, Cuyahoga Heights, OH 44125 | Call or Text: 216.621.4644

© 2024 Firefighters Community Credit Union